

Local controlled Base Station AP 700 Manual 21

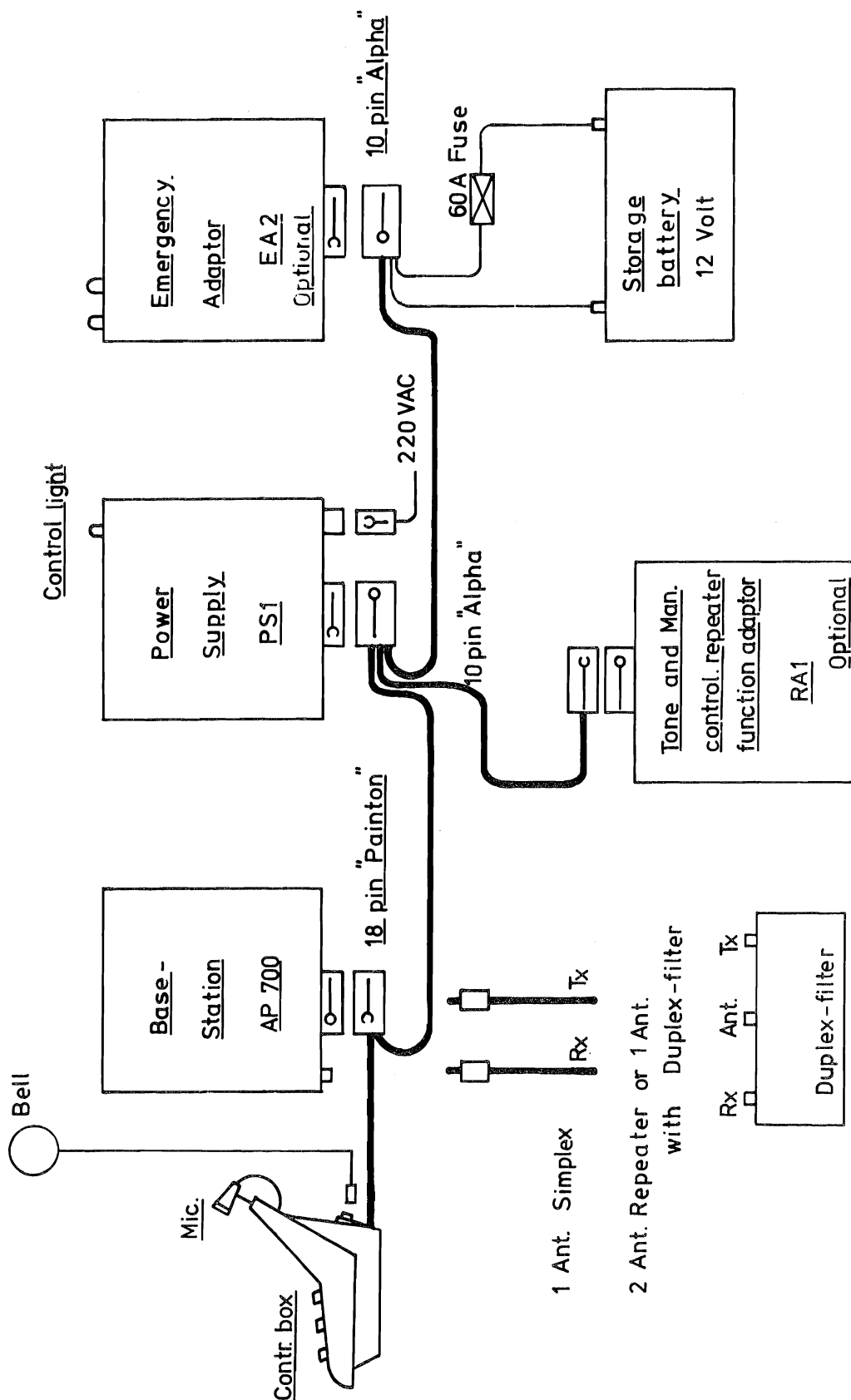
Contents.

Dwg.no.

70470/4	Contents.
70414/4	Local controlled Base Station Lay-out.
70240/4	Power supply PS1 for Base Station.
70245/4	Parts list for PS1 70240/4
70241/4	Cabling for local controlled mobile-set used as Base Station. A.P. 700.
70338/4	"Sinus"control box CB6 simplex, local controlled.
70244/4	Base Station A.P. 700 Simplex.
70336/4	"Sinus"control box CB7 for sel.call, Simplex local controlled.
70236/4	Base Station A.P. 700 Simplex with sel.call.
70340/4	"Sinus"control box CB8 for sel.call and repeater, simplex local.
70331/4	Tone-and manual controlled repeater function adaptor RA1 for local controlled Base Station.
70415/4	Base Station A.P. 700 Simplex/Duplex with sel.call and repeater function.
70358/4	Time delay unit for tone controlled repeater.
70359/4	Parts list for 70358/4
70275/4	Tonegenerator and delay-circuit for "Sinus"control box. Print Board AP 333.
70276/4	Parts list for 70275/4

Rettet:	Contents	Tegn.:	Kontr.: EF 30-11-70
		Stykl. nr.:	
	AP-RADIOTELEFON	Tegn. nr.:	
		70470/4	

In case of emergency look
for Emergency Adaptor EA 2
see Instruction Manual 57



Rettet:

Local controlled
base station lay-out

AP-RADIOTELEFON

Tegn.: A.B.P.
6.11.70

Kontr.: E.F.
6-11-70

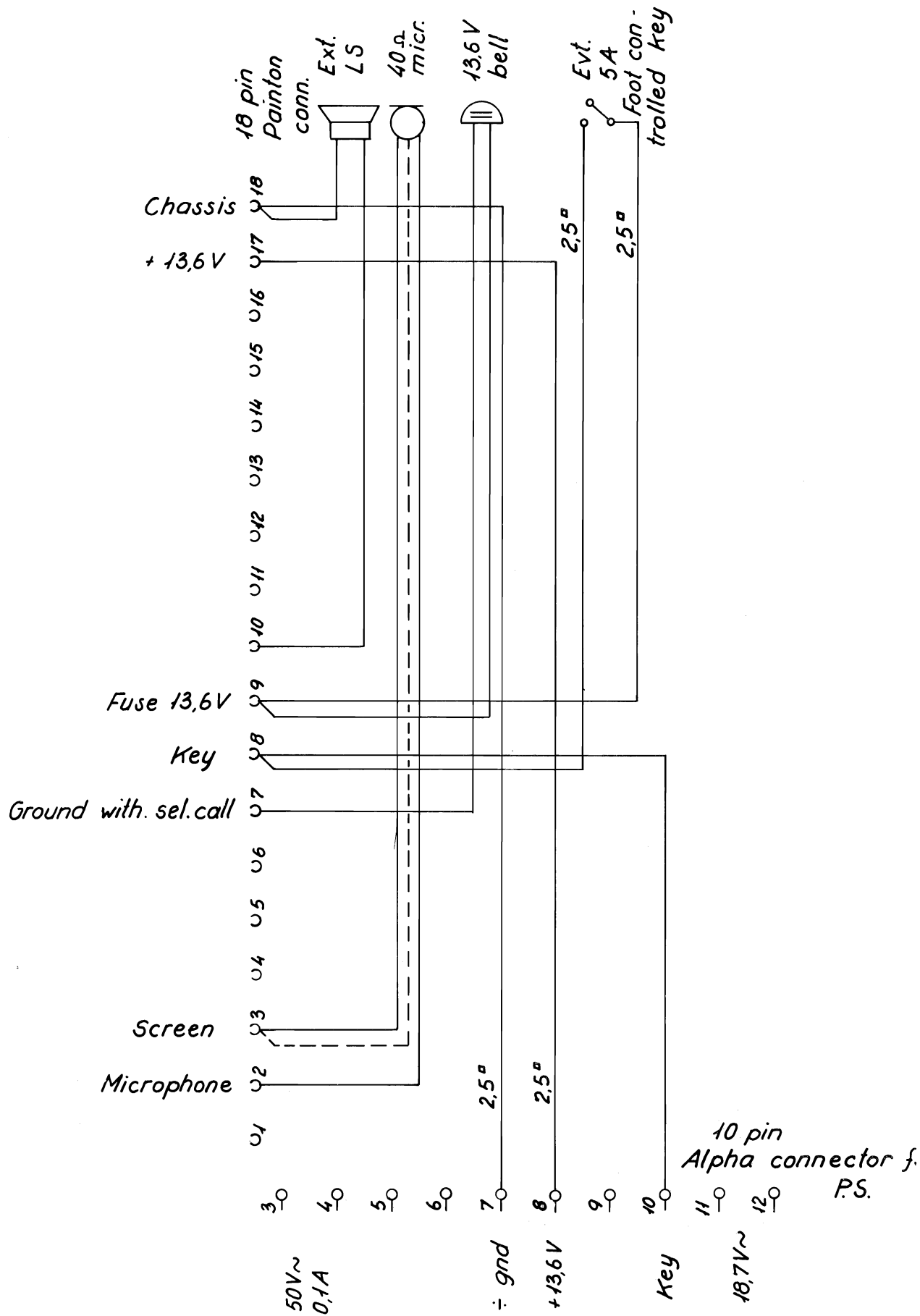
Stykl. nr.:

Tegn. nr.:

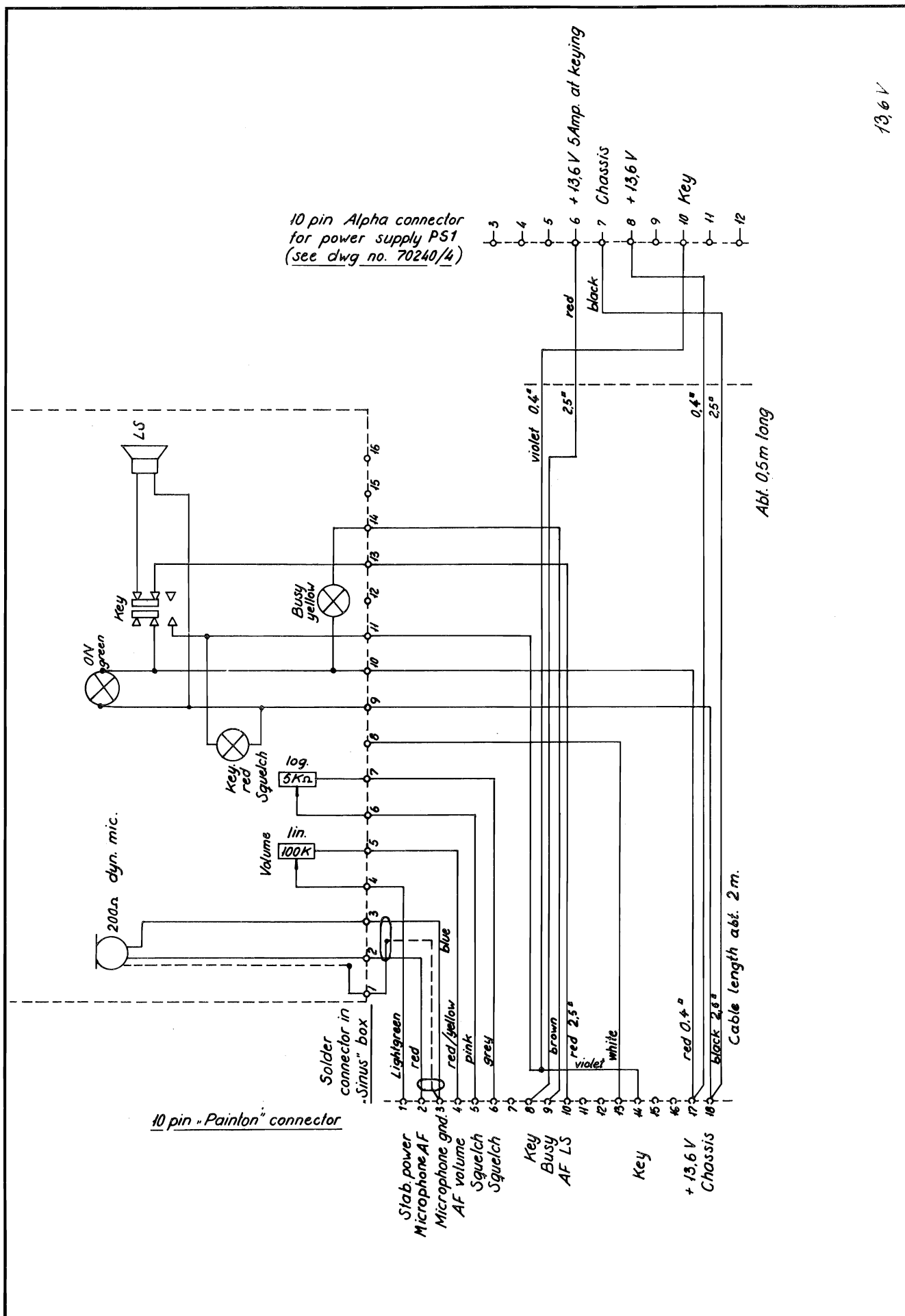
70414/4

AP-RADIOTELEFON

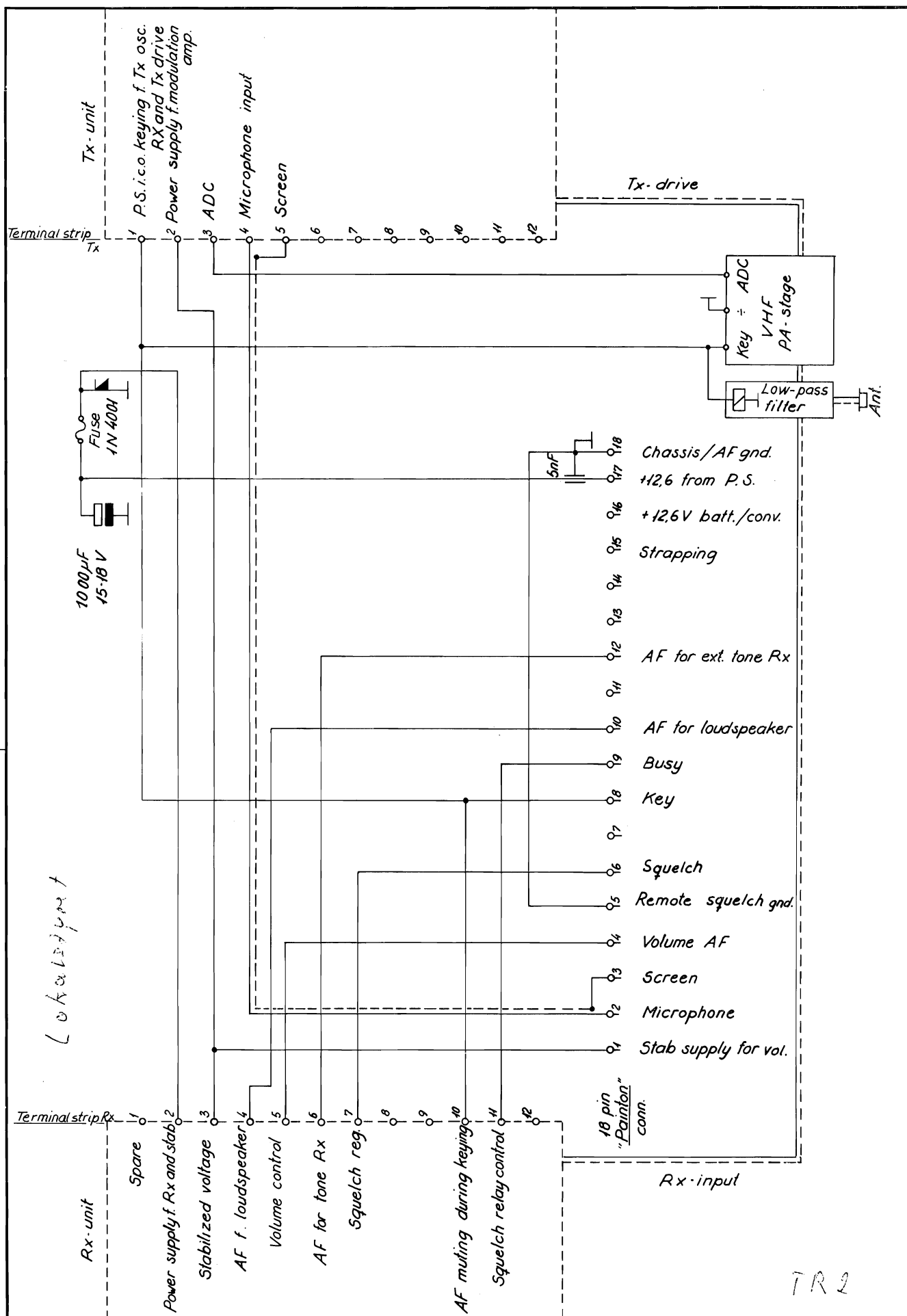
Nr.	Kode	Data	Nr.	Kode	Data
R1		1 ohm 3 W			
R2		20 ohm "			
R3		15 ohm 15 W			
C1		5000 mF/15-18v			
C2		5000 mF/15-18v			
C3		5000 mF/15-18v			
C4		5000 mF/15-18v			
S1		0,4 ohm choke			
D1		BY 21/100 R			
D2		BY 21/100 R			
D3		BY 21/100 N			
D4		BY 21/100 N			
F1		Aut. Fuse ETA			
Rel -T		V23006-A0008-A192			
L1		24v/3W lamp			
T1		EI 120/20 1172 trafo			
Power Supply for Base Station			Rettet:		
PS1 AP 700			Tegn.: EB		
Tilhører tegn. nr.: 70240/4			Kontr.:		
			Stykl. nr.: 70245/4		



Rettet: 	CABLING FOR LOCAL CONTROLLED MOBILE SET USED AS BASE STATION. AP 700 AP-RADIOTELEFON	Tegn.: UK. Stykl. nr.: Tegn. nr.:	Kontr.: E.F. 1-9-70 70241/4
-----------------------------	--	---	---------------------------------------



Rettet: 	<p>AP 700</p> <p>'Sinus' control box for Simplex. Local controlled.</p> <p>Art: CB6</p> <p>AP-RADIOTELEFON</p>	<p>Tegn.: U.K. Kontr.: 10-11-70 E.F.</p> <p>Stykl. nr.:</p> <p>Tegn. nr.: Erstatter 68070/3</p> <p>70338/4</p>
-----------------------------	--	--



TR 2

Rettet:

AP 700
Basestation, simplex

AP-RADIOTELEFON

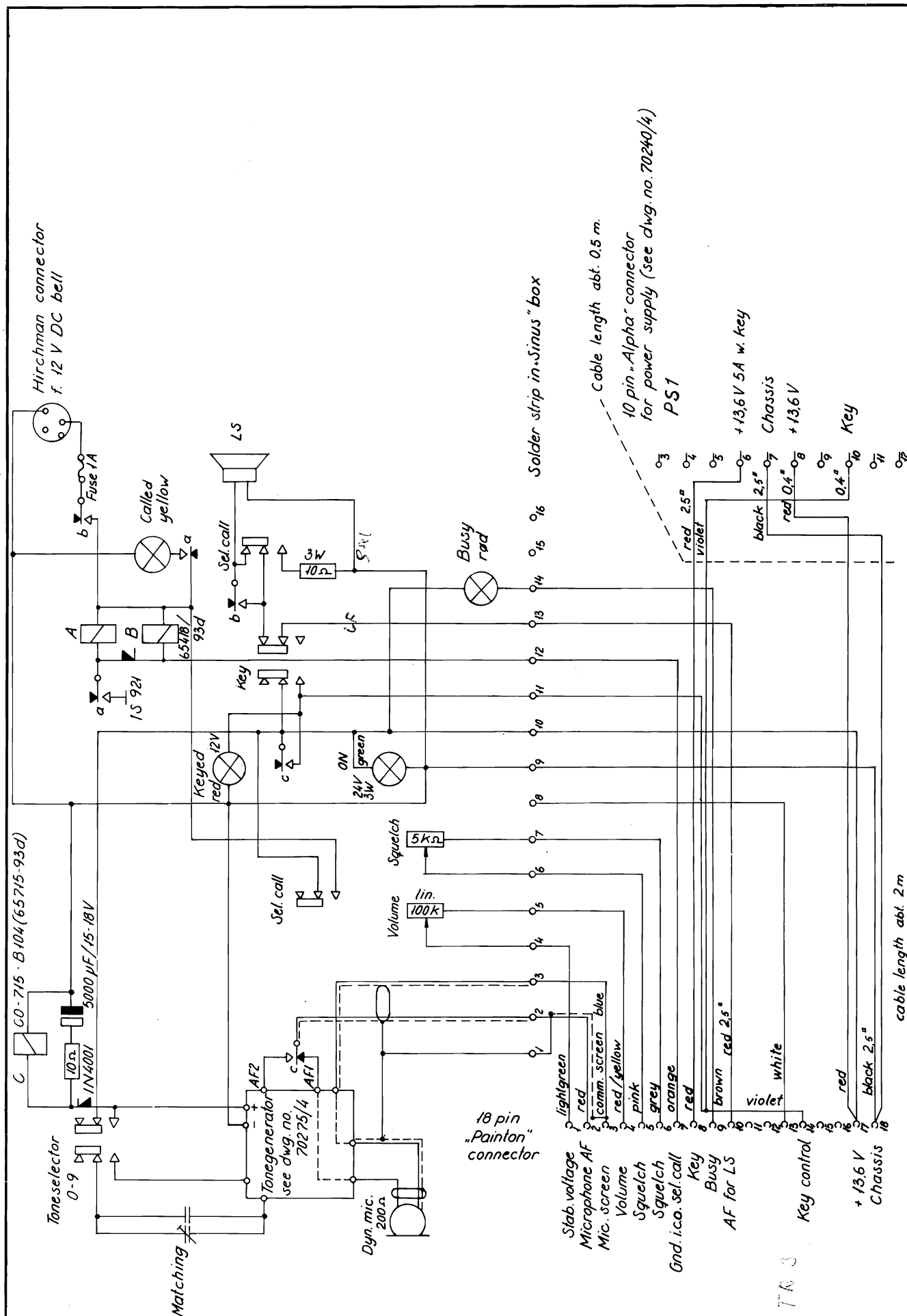
Tegn.: U.K.

Kontr.: E.F.
2-9-70

Stykl. nr.:

Tegn. nr.: Erstatte 68071/3

70244/4



Rettet:

AP 700

Sinus control box with sel. call for Simplex.
Local controlled

Art: CB7

AP-RADIOTELEFON

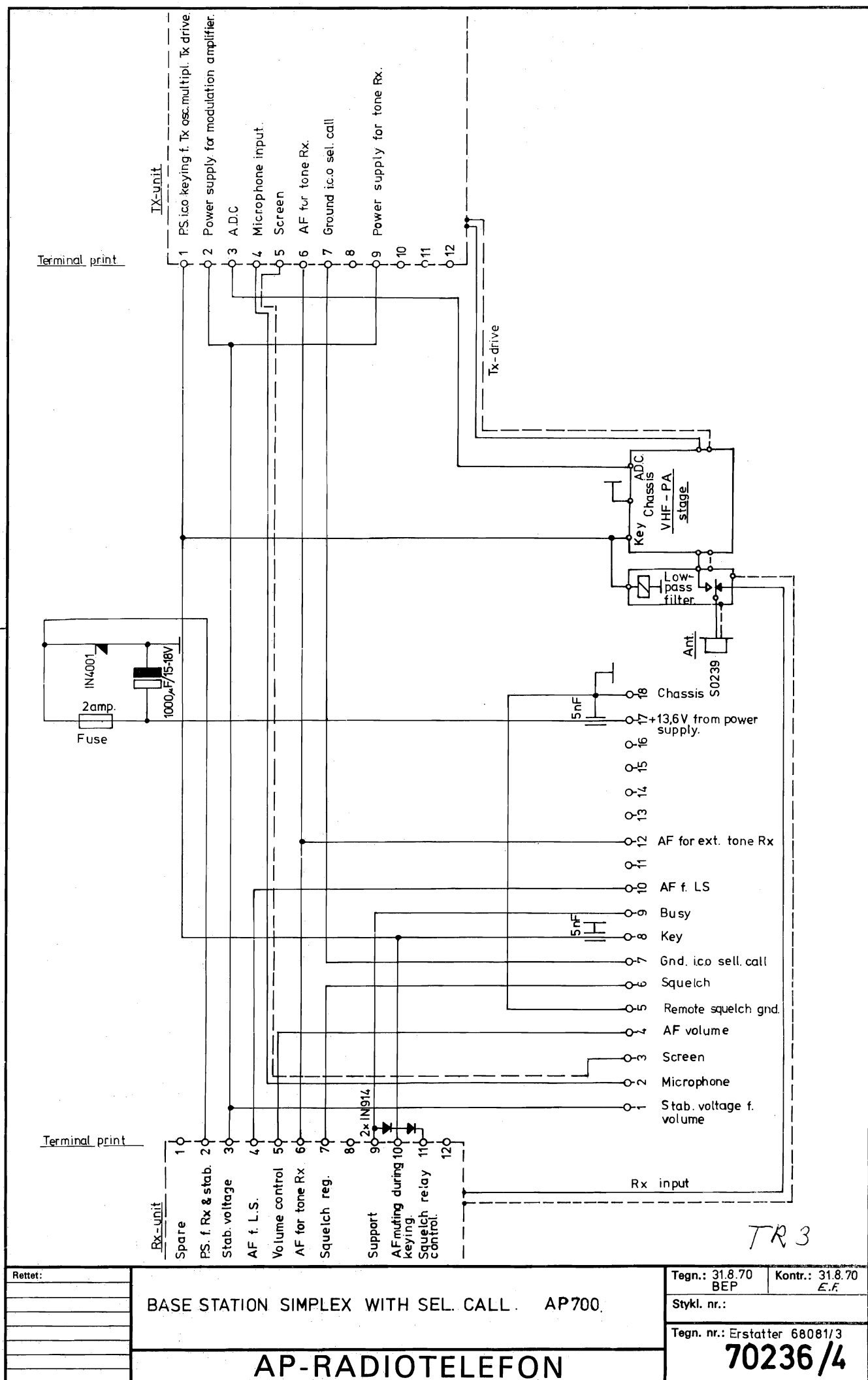
Tegn.: U.K.

Kontr.: E F
5-1/2-70

Stykl. nr.:

Tegh. nr.: Erstatte 68082/3

70336/4



Rettet:

BASE STATION SIMPLEX WITH SEL. CALL. AP700.

AP-RADIOTELEFON

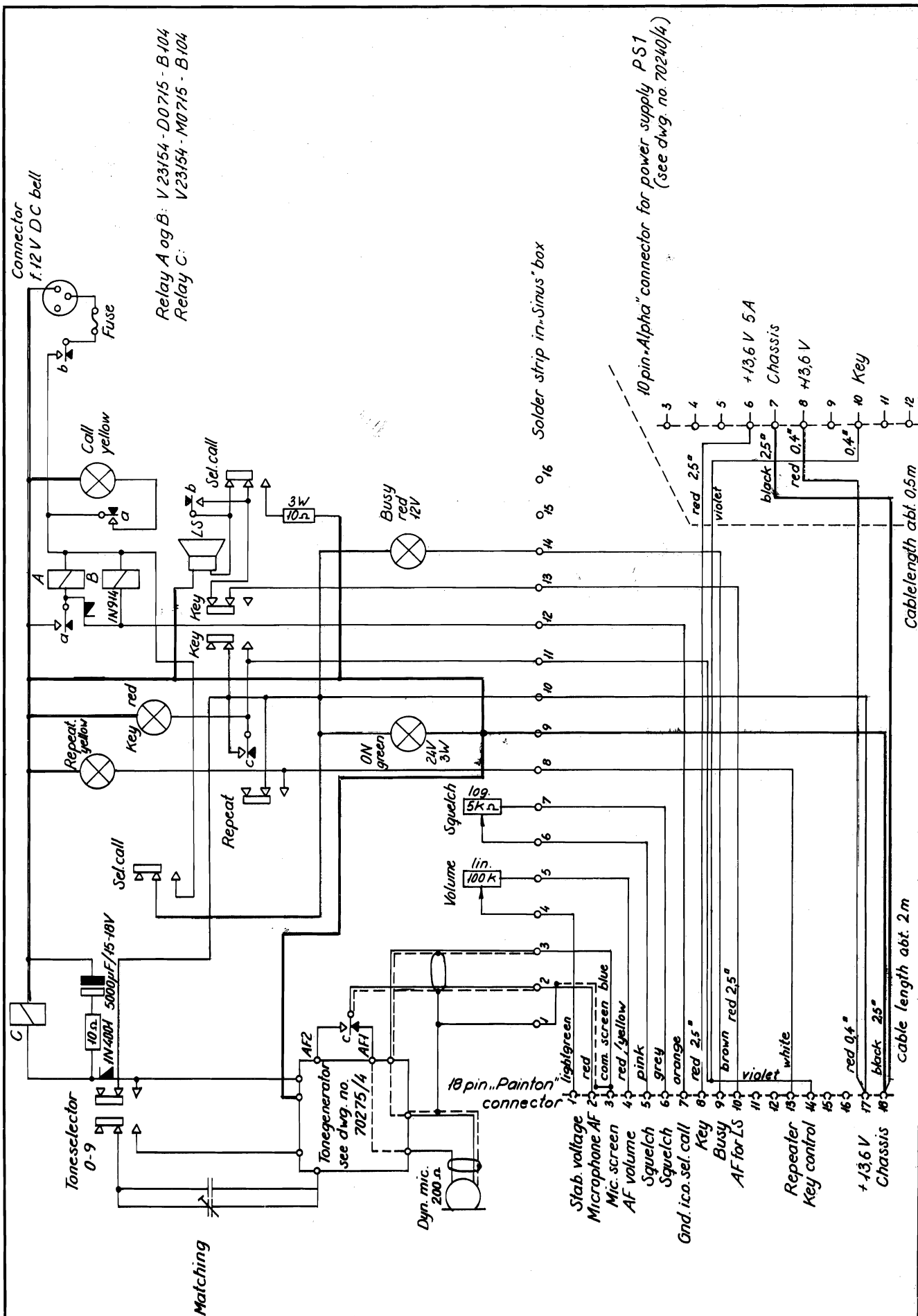
Tegn.: 31.8.70
BEP

Kontr.: 31.8.70
E.F.

Stykl. nr.:

Tegn. nr.: Erstatte 68081/3

70236/4



Rettet: 	<p>AP 700</p> <p>"Sinus" control box Simplex sel. call and repeater.</p> <p>Local controlled: Art: CB8</p> <p>AP-RADIOTELEFON</p>	<p>Tegn.: U.K. Kontr.: E.F.</p> <p>Stykl. nr.: 5-10-70</p> <p>Tegn. nr.: Erstatte 68100/3</p> <p>70340/4</p>
-----------------------------	---	--

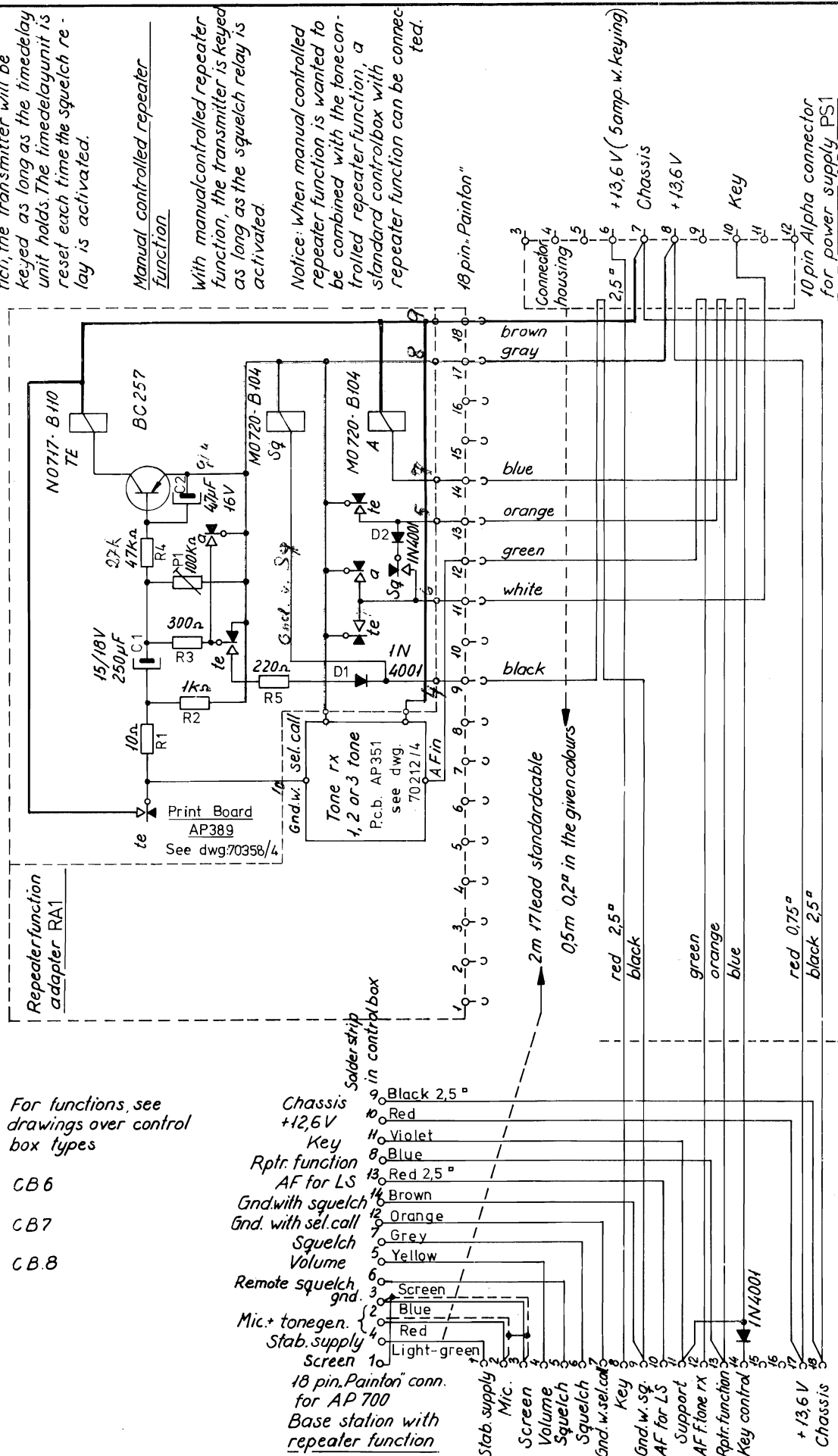
Tone controlled repeater function

With tone controlled repeater function, the transmitter will be keyed as long as the timedelay unit holds. The timedelay unit is reset each time the squelch relay is activated.

Manual controlled repeater function

With manual controlled repeater function, the transmitter is keyed as long as the squelch relay is activated.

Notice: When manual controlled repeater function is wanted to be combined with the tonecontrolled repeater function, a standard controlbox with repeater function can be connected.



*For functions, see
drawings over control
box types*

CB 6

CB7

CB.8

Chassis 9 Black 2
+12.6V 10 Red
Key 11 Violet
Rptr. function 8 Blue
AF for LS 13 Red 2.5
Gnd. with squelch 14 Brown
Gnd. with sel. call 12 Orange
Squelch 9 Grey
Volume 5 Yellow
Remote squelch 6
gnd. 3 Screen
Mic. + tonegen. { 2 Blue
Stab. supply { 4 Red
Screen 10 Light-g
18 pin. Painton" conn.
for AP 700
Base station with
repeater function

1	stab supply
2	Mic.
3	Screen
4	Volume
5	Squelch
6	Squelch
7	and w.sel cal
8	key
9	key
10	Gnd w. sg.
11	AF for LS
12	Support
13	AF flone rx
14	Rptr: function
15	key control
16	
17	+13.6 V
18	Chassis

Rettet:

*Tone- and manual controlled repeater function adaptor
for local controlled base station.* RA1

RA1

AP-RADIOTELEFON

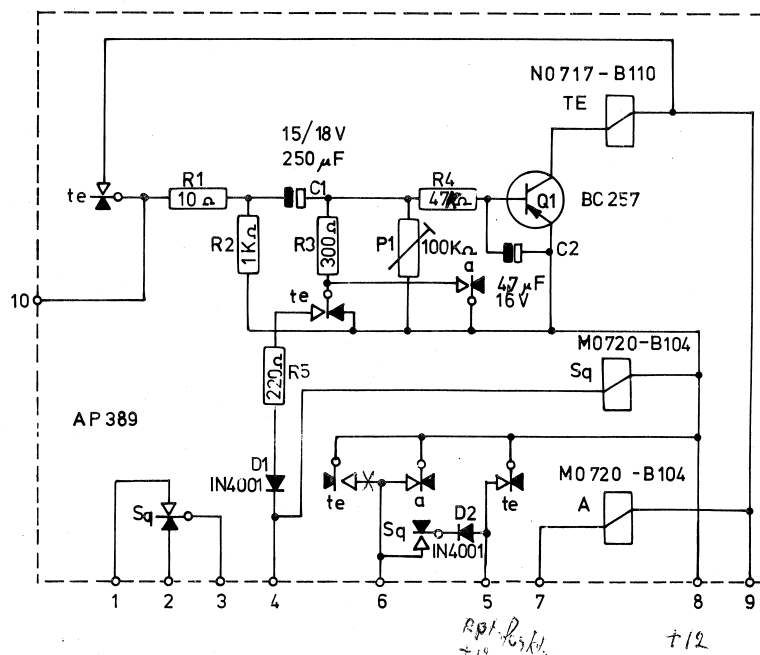
Tegn.: *U.K.*

Kontr.: E.F.
28-9-70

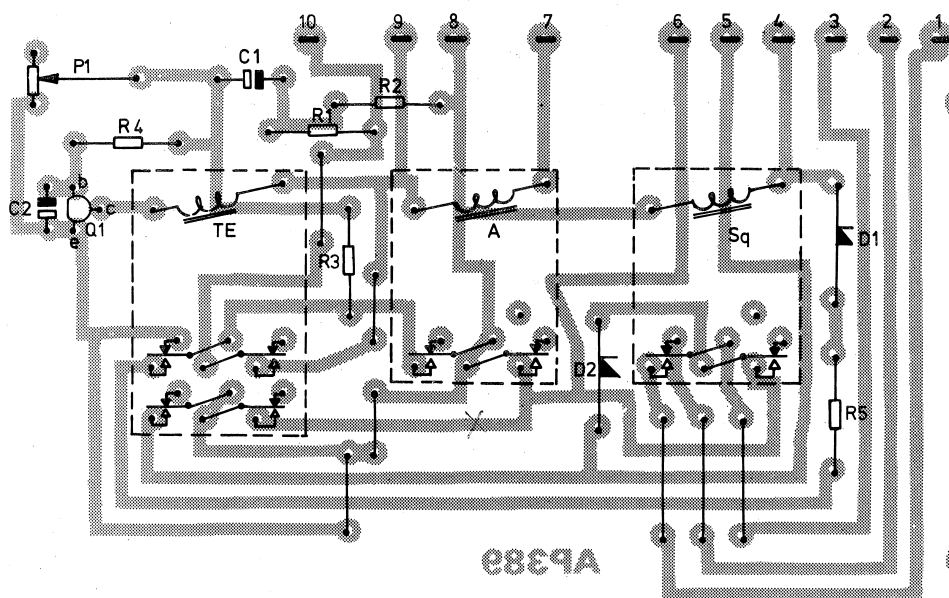
Stykl. nr.:

Tegn. nr.:

70331/4



x *pril. 1970*
bono 1.10.70
pr. 1.10.70



Rettet:

TIME DELAY UNIT FOR TONE CONTROLLED
REPEATER. PRINT BOARD AP 389.

AP-RADIOTELEFON

Tegn.: 14.10.70
BEP

Kontr.: 14.10.70
EF

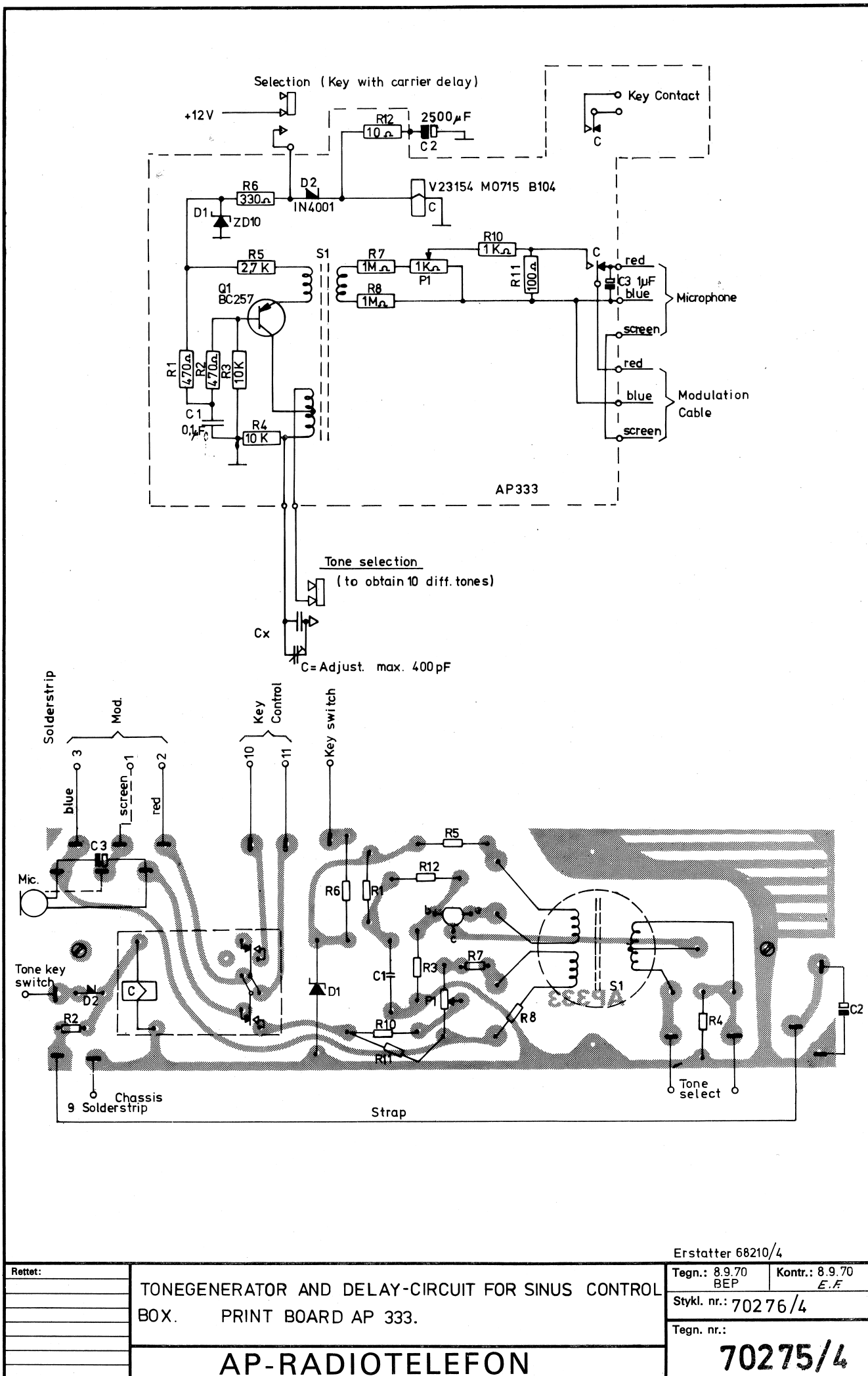
Stykl. nr.: 70359/4

Tegn. nr.:

70358/4

AP-RADIOTELEFON

Nr.	Kode	Data	Nr.	Kode	Data
R1		10 Ohm $\frac{1}{4}$ Watt			
R2		1 Kohm " "			
R3		300 Ohm " "			
R4		47 Ohm " "			
R5		220 Ohm " "			
C1		250 uF 15/18V ell.			
C2		47 uF 16V Tantal			
P1		100 Kohm trim.pot.			
D1		Motorola 1N 4001			
Re lay					
TE		Siemens N0717-B110			
Sq		Siemens M0720-B104			
A		Siemens M0720-B104			
Time delay unit for tone contr. repeater Print Board AP389 Tilhører tegn. nr.: 70358/4			Rettet:		<div>Tegn.: EF</div> <div>Kontr.:</div> <div>Stykl. nr.: 70359/4</div>



AP-RADIOTELEFON

Nr.	Kode	Data	Nr.	Kode	Data
R1		470 Ohm $\frac{1}{4}$ Watt			
R2		470 Ohm " "			
R3		10 Kohm " "			
R4		10 Kohm " "			
R5		2,7 Kohm "			
R6		330 Ohm $\frac{1}{4}$ Watt			
R7		1 Meg ohm $\frac{1}{4}$ Watt			
R8		1 Meg ohm " "			
R10		1 Kohm " "			
R11		100 Ohm " "			
R12		10 Ohm " "			
C1		0,1 uF Laco Poly.			
C2		2500 uF 15/18V Ellipt			
C3		1 uF 35V Tan.			
D1		Zenerdiode ZD 10			
D2		Motorola 1N 4001			
P1		Trim.pot. 1 Kohm Vitrohm.			
Relay C		Siemens MO 715 B104			
Q1		Silicium pnp BC257			
S1		Pot.core 22/13 Philips ue 150 3B7 Siemens A315 N28			
Tonogenerator and Delay-circuit "sinus" control box Tlförer tegn. nr.: 70275/4			Rettet:		Tegn.: EF 1.11. Kontr.:
					Stykl. nr.: 70276/4